



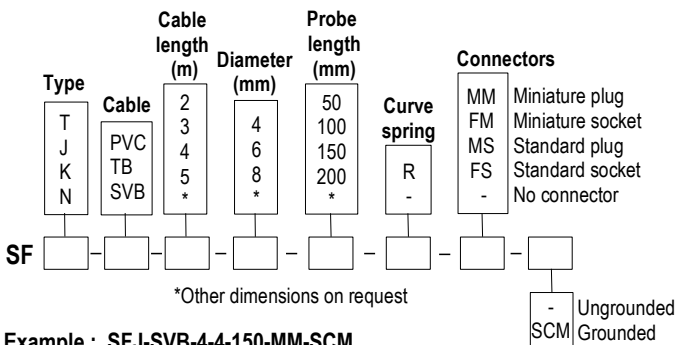
Mineral insulated or stainless steel sheathed thermocouple with cable

SFK / SFKI

- Thermocouple types T, J, K, N or S.
- Measuring range from **-40°C to +1000°C**
- Sheath of 316 L Stainless steel or Inconel 600

Part numbers for stainless steel sheath 550°C max.

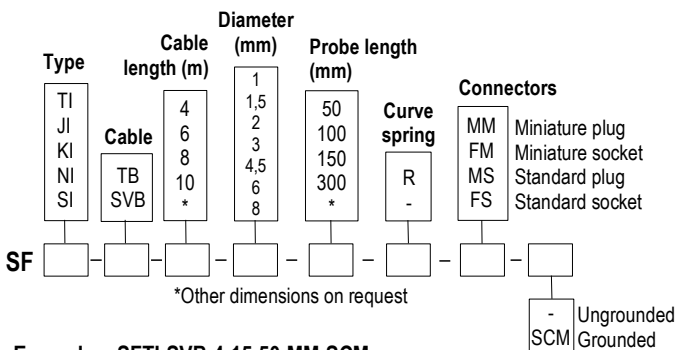
To order, just add the codes to complete the part number.



Example : SFJ-SVB-4-4-150-MM-SCM

Model : Thermocouple type J with grounded hot junction. Stainless steel protective sheath 4 mm Ø, length 150 mm without curve spring. Glass silk cable terminated in a miniature plug.

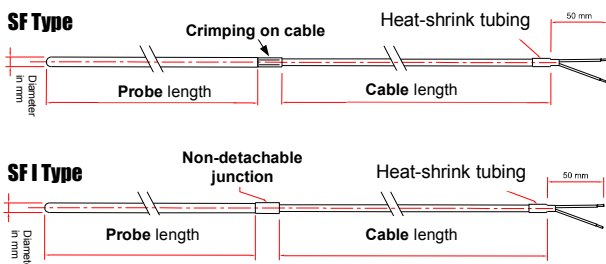
Part numbers for mineral insulated sheath 1000°C max.



Example : SFTI-SVB-4-15-50-MM-SCM

Model : Thermocouple type T with grounded hot junction. Inconel 600 protective sheath 1.5 mm Ø, length 150 mm without curve spring. Glass silk cable terminated in a miniature plug.

Dimensions



Technical feature

Working temperature..... For **SF** category
 from -40°C to +105°C for PVC cable
 from -40°C to +260°C for TB cable
 from -40°C to +400°C for SVB cable (Tc J)
 from -40°C to +550°C for SVB cable (Tc K and N)



See pot seal below

For **SF-I** category (mineral insulated)
 from -40°C to +350°C for Tc T
 from -40°C to +750°C for Tc J
 from -40°C to +1000°C for Tc K
 from -40°C to +1000°C for Tc N
 from 0°C to +1000°C for Tc S

Accuracy for class 1..... See "Tolerances" table

Type of welding..... Default ungrounded hot junction
 For grounded hot junction, SCM must be added at the end of the part number.

Pot seal mounting..... 5 mm Ø, length 50 mm, non-detachable for SF-I category with PVC cable shielded Teflon or glass silk.
 Max. temperature : 200°C

Storage temperature..... from -20°C to +80°C

Output stripped wires, miniature or standard plugs available on request.

Tolerances

TC	Measuring range CLASS 1	TOLERANCE
T	From -40°C to +350°C	From -40°C to +125°C ± 0.5°C From 125°C to +350°C ± 0.004 x T°
J	From -40°C to +750°C	From -40°C to +375°C ± 1.5°C From 375°C to 750°C ± 0.004 x T°
K	From -40°C to +1000°C	From -40°C to +375°C ± 1.5°C From 375°C to 1000°C ± 0.004 x T°
N	From -40°C to +1000°C	From -40°C to +375°C ± 1.5°C From 375°C to 1000°C ± 0.004 x T°
S	From 0°C to +1600°C	From 0 to +1100°C ± 1°C From 1100°C to 1600°C ± (1 + 0.003*(T°-1100))

■ Most common thermocouple types

THERMOCOUPLE TYPES	+ CONDUCTOR	- CONDUCTOR	COLOR OF COMPENSATING CABLE
K	Chromel	Alumel	Ext. color + = GREEN, - = WHITE
T	Copper	Constantan	Ext. color + = BROWN, - = WHITE
J	Iron	Constantan	Ext. color + = BLACK, - = WHITE
N	Nicrosil	Nisil	Ext. color + = PINK, - = WHITE
R	Platinum-13% Rhodium	Platinum	Ext. color + = ORANGE, - = WHITE
S	Platinum-10% Rhodium	Platinum	Ext. color + = ORANGE, - = WHITE
B	Platinum-30%Rhodium	Platinum- 6%Rhodium	Ext. color + = GREY, - = WHITE

■ Accessories (See Datasheet)

- Extension cable
- Compensating cable
- Standard or miniature connector
- Cable seal for plug and socket connector
- Miniature or standard fixed connector
- Miniature or standard connectors panel
- Extension lead
- Converters

Händlerkontakt:

