

Cable thermocouple temperature sensor with fitting of fixation

SFR K / SFR KI

- Thermocouple types T, J, K and N
- Measuring range from **-40°C to +1000°C**
- Mounting with 316 L stainless steel contact tip or inconel 600

Technical features

Working temperature.....For SFR series
 from -40°C to +105°C for PVC output
 from -40°C to +260°C for TB output
 from -40°C to +400°C for SVB output
 from -40°C to +550°C for SVB (Tc K) output

For SFR-I series, lined mountings
 from -40°C to +350°C for Tc T
 from -40°C to +750°C for Tc J
 from -40°C to +1000°C for Tc K
 from -40°C to +1000°C for Tc N

Recommended temperature...According to inconel 600 contact tip Ø
 from 0.5 to 1 mm Ø : until 300°C
 from Ø1.5 to 2 mm Ø: until 750°C
 3 mm Ø : until 900°C
 from 4.5 to 8 mm Ø : until 1000°C



Accuracy for class 1.....See "Tolerances" table

Mounting of welding.....Insulated hot welding in standard
 Add SCM to part number for a mounting with hot welding to earth.

Storage temperature.....from -20°C to +80°C

Output.....stripped wires, male miniature connector or standard on request.

Compression fitting.....316 L stainless steel

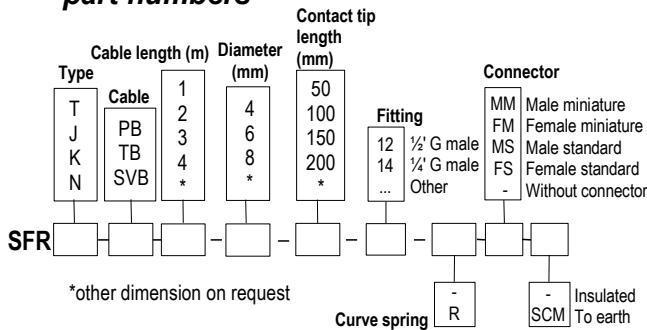
Thread.....½ or ¼ au pas gaz

Contact tip.....316 L stainless steel or inconel 600
 Curve spring as option

Tolerances of the probe

TC	Measuring range Class 1	TOLERANCE
T	From -40°C to +350°C	From -40°C to +125°C ± 0.5°C From 125°C to +350°C ± 0.004 x T° abs
J	From -40°C to +750°C	From -40°C to +375°C ± 1.5°C From 375°C to 750°C ± 0.004 x T° abs
K	From -40°C to +1000°C	From -40°C to +375°C ± 1.5°C From 375°C to 1000°C ± 0.004 x T° abs
N	From -40°C to +1000°C	From -40°C to +375°C ± 1.5°C From 375°C to 1000°C ± 0.004 x T° abs

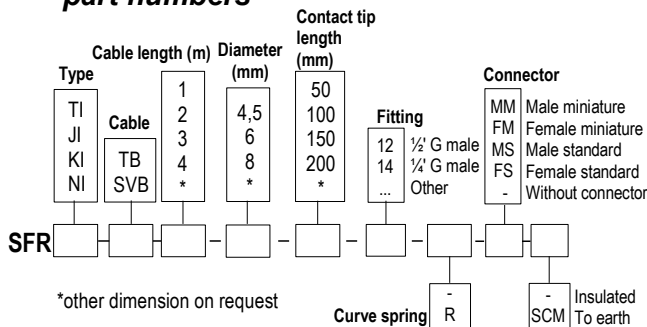
Stainless steel contact tip 550 °C max part numbers



Example : SFRJ-SVB-4-4-150-12-R-MM-SCM

Model : J type thermocouple temperature probe welded to earth with contact tip of 150 mm and 4 mm Ø mounted on shielded glass silk cable of 4 m with a male miniature connector on the end . ½ G male compression fitting and curve spring.

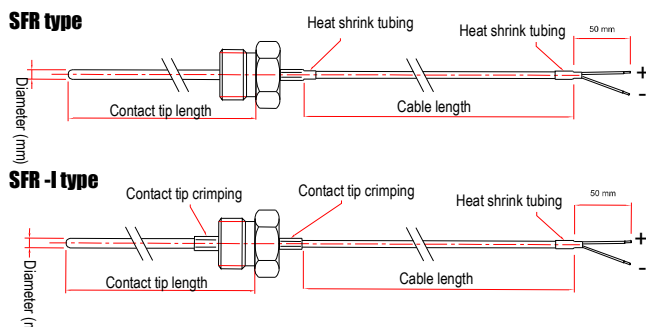
Lined contact tip 1000°C max. part numbers



Example : SFRJI-SVB-4-4-150-12-R-MM-SCM

Model : J type thermocouple temperature probe in inconel welded to earth with contact tip of 150 mm, 4.5 mm Ø mounted on shielded glass silk cable of 4 m with a male miniature connector on the end . ½ G male compression fitting and curve spring.

Dimensions



■ Most common thermocouple types

THERMOCOUPLE TYPE	+ CONDUCTOR	- CONDUCTOR	COLOR OF COMPENSATING CABLE
K	Nickel-Chrome 10%	Nickel-Aluminium 5% -Silicium	Ext. color + = GREEN, - = WHITE
T	Copper	Copper-Nickel	Ext. color + = BROWN, - = WHITE
J	Iron	Copper-Nickel	Ext. color + = BLACK, - = WHITE
N	Nickel 84,4% Chromium 14,2% Silicium 1,4%	Nickel 95,6% Silicium 4,4%	Ext. color + = PINK, - = WHITE
R	Platinum-Rhodium 13%	Platinum	Ext. color + = ORANGE, - = WHITE
S	Platinum-Rhodium 10%	Platinum	Ext. color + = ORANGE, - = WHITE
B	Platinum-Rhodium 30%	Platinum-Rhodium 6%	Ext. color + = GREY, - = WHITE

■ Accessories (See data sheet)

- Extension cable
- Compensating cable
- Standard or miniature connector
- Cable seal for plug and socket connector
- Miniature or standard connectors panel
- Miniature or standard connectors panel
- Extension lead
- Converters

Händlerkontakt:

